

# Info Guide for MSF Disability Verification

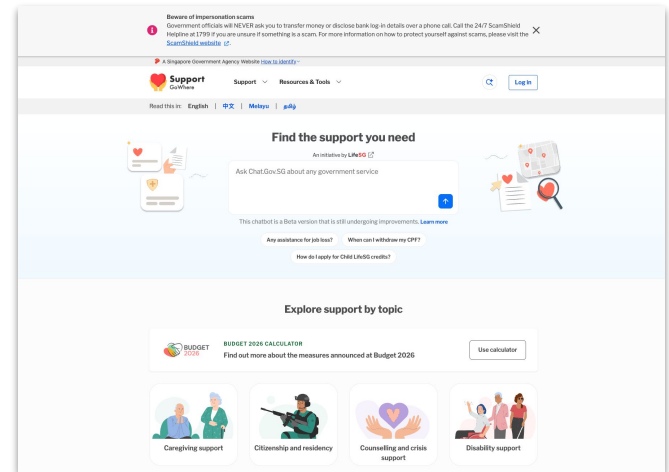
via SupportGoWhere



# Contents of guide

Online verification and application for MSF Disability Verification is now available on SupportGoWhere!

1. Check disability status
2. Access MSF Disability Verification application
3. Apply to be verified
  - a. Document required - Disability Verification Form (DVF)
  - b. Profile
  - c. Person with Disability
  - d. Guardian / Caregiver
  - e. Terms & Conditions
  - f. Review and submit
4. View application status



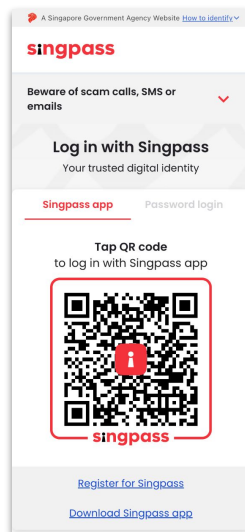
[SupportGoWhere homepage](#)

# 1 Check disability status

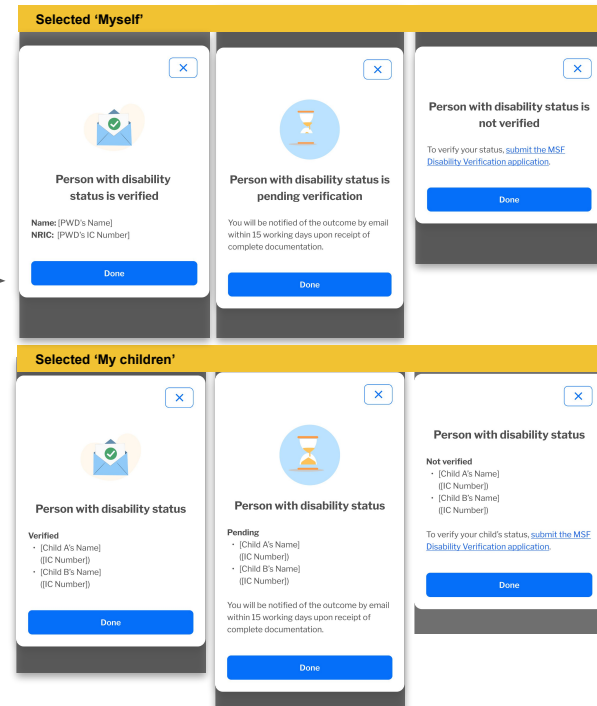
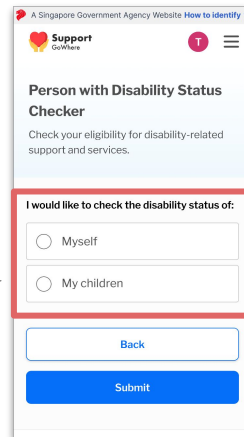
## Check disability status

Visit the following and log in to Singpass:  
<https://supportgowhere.life.gov.sg/status/pwdr>

Select your appropriate role to check on disability status.



Singpass login

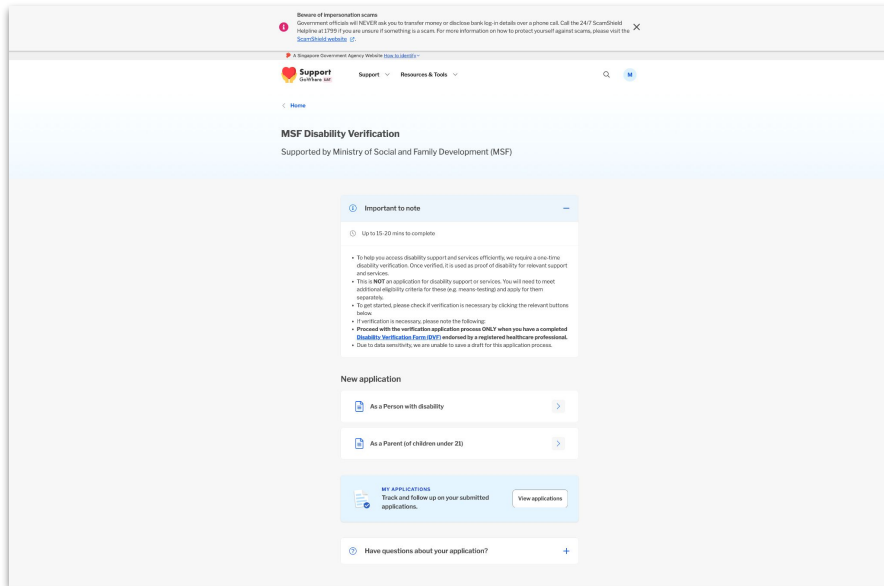


Various statuses will be reflected accordingly - verified / pending verification / not verified

## 2

# Access MSF Disability Verification application

To access, visit <https://supportgowhere.life.gov.sg/grants/pwdr/>



The screenshot shows the 'MSF Disability Verification' page on the SupportGoWhere website. At the top, there is a navigation bar with the 'Support' logo and 'Resources & Tools' dropdown. Below the navigation, the page title 'MSF Disability Verification' is displayed, followed by the text 'Supported by Ministry of Social and Family Development (MSF)'. A prominent 'Important to note' box contains the following information:

- Up to 15-20 mins to complete.
- To help you access disability support and services efficiently, we require a one-time disability verification. Once verified, it is used as proof of disability for relevant support and services.
- This MSF application for disability support or services. You will need to meet additional eligibility criteria for these (e.g. means testing) and apply for them separately.
- To get started, please check if verification is necessary by clicking the relevant buttons below.
- If verification is necessary, please note the following:
  - Proceed with the verification application process **ONLY** when you have a completed **Disability Verification Form (DVF)** endorsed by a registered healthcare professional.
  - Due to data sensitivity, we are unable to view a draft for this application process.

Below the 'Important to note' box, there is a 'New application' section with two buttons: 'As a Person with disability' and 'As a Parent (of children under 21)'. At the bottom, there is a 'MY APPLICATIONS' section with the text 'Track and follow up on your submitted applications.' and a 'View applications' button. A final link 'Have questions about your application?' is located at the bottom of the page.

MSF Disability Verification

# 3

## Apply to be verified

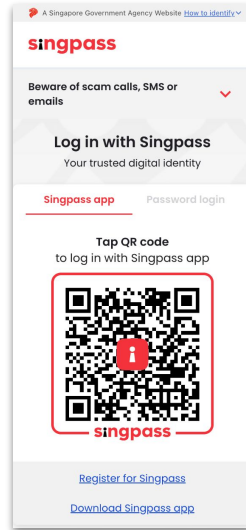
### Start your application

Log in to Singpass.

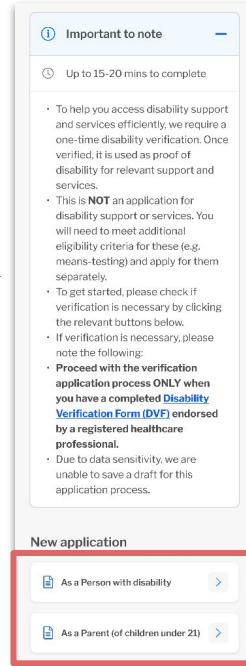
If you are not yet verified, you can proceed with application. You may complete the form sections in any order of your preference.

**Note:**

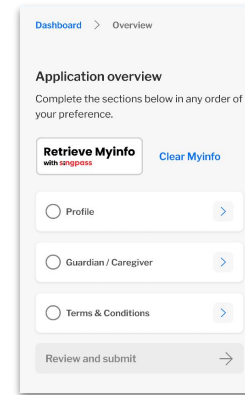
- No draft will be saved
- **As a Person with disability:** Individual will be blocked from making a duplicate application to be verified
- **As a Parent (of children under 21):** Individual will be informed of existing child(ren) that are verified, and can continue to make an application to verify another child



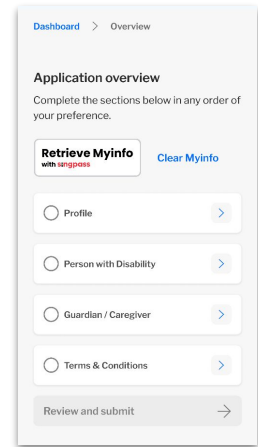
Singpass login



MSF Disability Verification



As a Person with disability - Application overview



As a Parent - Application overview

### 3

## Apply to be verified

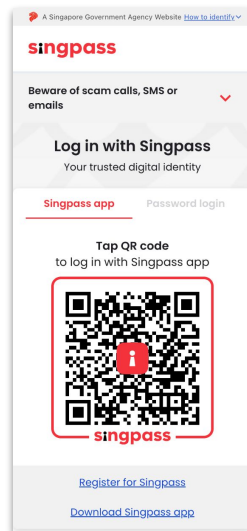
### If the Person with disability (PWD) is a foreigner, they are not eligible to apply

Only Person with disability who are **Singapore Citizen/Permanent Resident** are eligible to be verified.

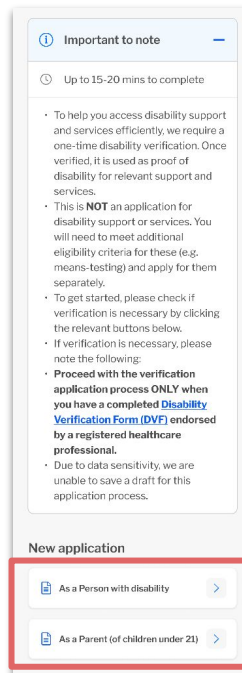
If a foreigner starts the form,

When applying “**As a Person with disability**”, the individual will be blocked from starting an application.

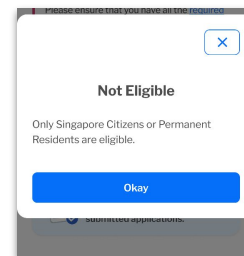
When applying “**As a Parent (of children under 21)**”, the individual can continue to the form. However, the PWD details will need to fulfil the residential status requirement.



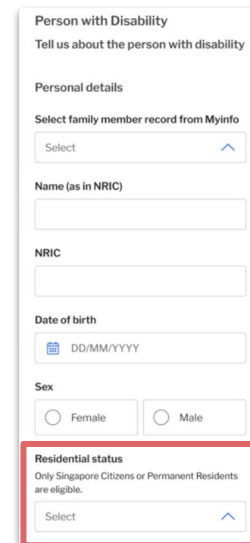
Singpass login



MSF Disability Verification



Foreigner is blocked from applying as a Person with disability



If applying as a Parent, PWD to fulfill residential status eligibility

## 3a Document required - Disability Verification Form

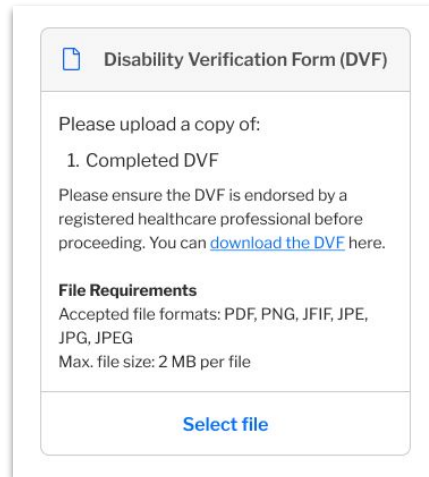
### Disability Verification Form (DVF) will need to be uploaded as part of the application to get verified

Depending on the role you selected to apply as, the Disability Verification Form (DVF) will be required to be uploaded in the respective section:

- **As a Person with disability:**  
DVF to be uploaded under **Profile section**
- **As a Parent (of children under 21):**  
DVF to be uploaded under **Person with Disability section**

The Disability Verification Form can be downloaded here:

<https://enablingguide.sg/disability-verification>



The screenshot shows a web interface for uploading a Disability Verification Form (DVF). At the top, there is a header with a document icon and the text "Disability Verification Form (DVF)". Below this, the text reads: "Please upload a copy of:" followed by a numbered list: "1. Completed DVF". A note states: "Please ensure the DVF is endorsed by a registered healthcare professional before proceeding. You can [download the DVF](#) here." Underneath, there is a section titled "File Requirements" which lists: "Accepted file formats: PDF, PNG, JFIF, JPE, JPG, JPEG" and "Max. file size: 2 MB per file". At the bottom of the form area, there is a blue button labeled "Select file".

Upload the Disability Verification Form

## 3b Profile

### Personal details are automatically pre-filled using Myinfo data

If you have **updates to your Myinfo data**, select **Retrieve Myinfo** button to pre-fill your details again.

**If your Myinfo data is incorrect**, select **Clear Myinfo** to fill in details manually.

Note: if you wish to update the respective data, please contact the relevant agency.

- Visit [Singpass website](#) > FAQ.
- Search for "How do I update my profile data?"

Dashboard > Overview

**Application overview**  
Complete the sections below in any order of your preference.

**Retrieve Myinfo** with singpass Clear Myinfo

Profile >

Guardian / Caregiver >

Terms & Conditions >

Review and submit →

As a Person with disability - Application overview

Dashboard > Overview

**Application overview**  
Complete the sections below in any order of your preference.

**Retrieve Myinfo** with singpass Clear Myinfo

Profile >

Person with Disability >

Guardian / Caregiver >

Terms & Conditions >

Review and submit →

As a Parent - Application overview



Profile

Tell us about yourself

**Personal details**

**Name (as in NRIC)**  
TAY MEILIAN SUSAN

**NRIC**  
S0091231Z

**Date of birth**  
02/04/2000

**Sex**  
 Female  Male

**Residential status**  
Only Singapore Citizens or Permanent Residents are eligible.  
Singapore Citizen

**Race**  
Chinese

**Residential address**

Country: Retrieved latest Myinfo

Profile: Myinfo pre-filled

## Provide the details of the Person with Disability

Note: If you selected to apply '**As a Parent (of children under 21)**', you will need to provide the details of the Person with Disability that you are applying on behalf of.

### Person with Disability

Tell us about the person with disability

**Personal details**

Select family member record from Myinfo

Select ^

**Name (as in NRIC)**

**NRIC**

**Date of birth**

**Sex**

Female  Male

**Residential status**

Only Singapore Citizens or Permanent Residents are eligible.

Select ^

**Race**

Select ^

Please upload a copy of:

Main applicant: As a Parent

## 3d Guardian / Caregiver

### Indicate any guardians and/or caregivers

Note: If you selected to apply as either '**As a Person with disability**' or '**As a Parent (of children under 21)**', you will need to provide the information on PWD's guardian(s) and/or caregiver(s) if any.

**Guardian/Caregiver**  
Please complete the Profile section before proceeding

Do you have guardians / caregivers (including parents)?

Yes

No

How many guardians / caregivers (including parents)?

2

**Guardian/Caregiver details**

**Guardian/Caregiver 1**

Name (as in NRIC/FIN)

NRIC/FIN

Main applicant: As a Person with disability

**Guardian / Caregiver**  
Please complete the Person with Disability section before proceeding

Does the person with disability have other guardians / caregivers (including parents)?

Yes

No

How many other guardians / caregivers does the person with disability have, excluding yourself?

2

**Guardian / Caregiver details**

**Guardian / Caregiver 1**

Name (as in NRIC/FIN)

NRIC/FIN

Main applicant: As a Parent

## 3e Terms & Conditions

### Read and acknowledge Terms & Conditions

Note: If you selected to apply '**As a Parent (of children under 21)**', you can share any additional supporting documents (such as the proof of relationship with the Person with disability) at the section below the Terms & Conditions.

**Terms & Conditions**  
Please read and acknowledge the terms and conditions

**Consent to data sharing**

1. I understand that the Singapore Public Agencies and Participating Organisations require my Personal Information for the following operational and analytical purposes:

- a. to verify the identity and relationship of me and my family, for the Services or Schemes;
- b. to conduct outreach to me and my family to inform us about, and to encourage us to apply for, the Services or Schemes;
- c. to determine the eligibility of me and my family for the Services or Schemes;

Terms & Conditions (1/2)

4. I have read and understood this consent form fully, including the attached [Terms of Consent](#). I declare that the information that I have provided is accurate at the time I submit this form.

I acknowledge and consent to the terms above.

**Additional documents, if any**

**Other supporting documents (optional)**

Please upload a copy of:

1. Proof of relationship (e.g. birth certificate)

**File Requirements**  
Accepted file formats: PDF, PNG, JFIF, JPE, JPG, JPEG  
Max. file size: 2 MB per file

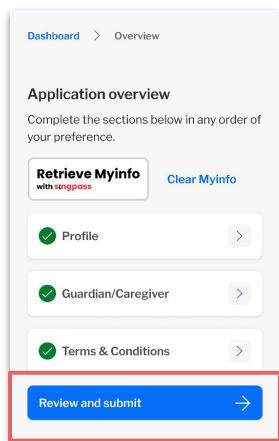
[Select file](#)

[Next: Overview](#)

[Back to overview](#)

Terms & Conditions (2/2)

## Review all details before submitting your application



Dashboard > Overview

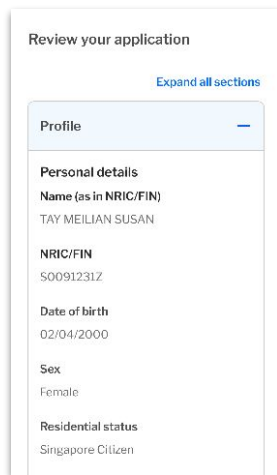
**Application overview**

Complete the sections below in any order of your preference.

**Retrieve Myinfo** win ssgpss [Clear Myinfo](#)

- Profile >
- Guardian/Caregiver >
- Terms & Conditions >
- Review and submit** >

Application overview



**Review your application** [Expand all sections](#)

**Profile** -

**Personal details**

**Name (as in NRIC/FIN)**  
TAY MEILIAN SUSAN

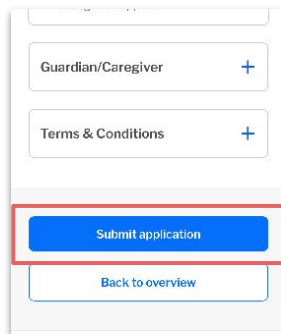
**NRIC/FIN**  
S0091231Z

**Date of birth**  
02/04/2000

**Sex**  
Female

**Residential status**  
Singapore Citizen

Review (1/2)



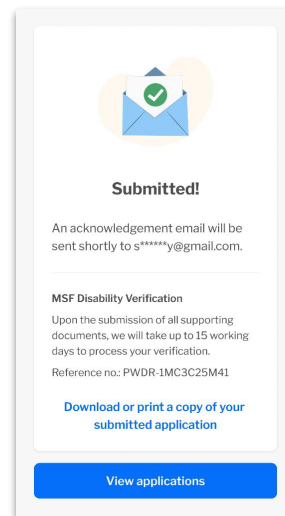
**Guardian/Caregiver** +

**Terms & Conditions** +

**Submit application**

[Back to overview](#)

Review (2/2)



**Submitted!**

An acknowledgement email will be sent shortly to s\*\*\*\*\*y@gmail.com.

**MSF Disability Verification**

Upon the submission of all supporting documents, we will take up to 15 working days to process your verification.  
Reference no: PWDR-1MC3C25M41

[Download or print a copy of your submitted application](#)

[View applications](#)

Application submitted

# 4

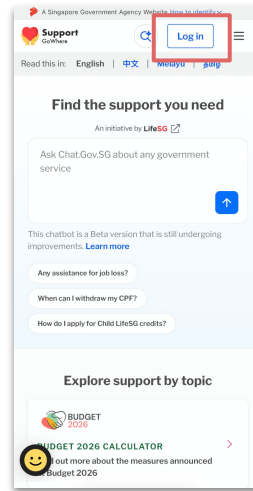
## View application status

### Log in and view application status from My Applications


Visit [SupportGoWhere](#).

Login from the navigation bar, to access **My Applications**.

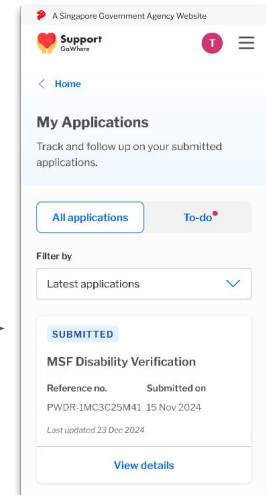
You can track your application status across multiple schemes via the '**All applications**' tab.



Log in from navigation bar



Singpass login



My Applications:  
View overall status for MSF Disability Verification under 'All applications' tab



# Need help with online application?

 [msfdisability@bizlink.org.sg](mailto:msfdisability@bizlink.org.sg)

 6436 6635